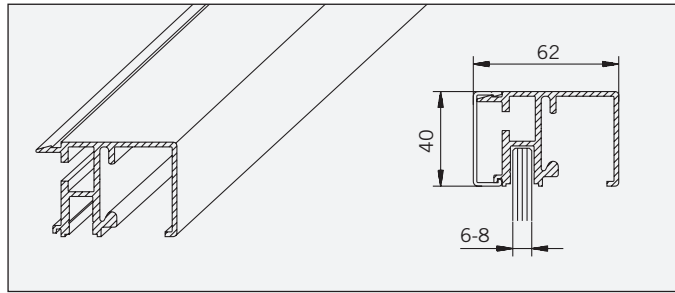


**Art.-Nr. 04.0010**

Laufrahmenprofil Schiebetür

**Gewicht: 1,309 kg/m**



**Art.-No. 04.0010**

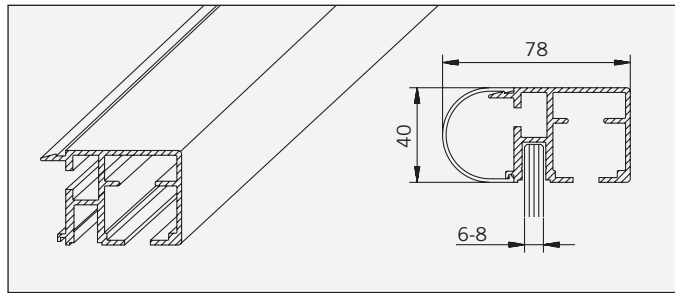
Slide frame profile for sliding doors

**Weight: 1,309 kg/m**

**Art.-Nr. 04.0020**

Laufrahmenprofil Falttür

**Gewicht: 1,367 kg/m**



**Art.-No. 04.0020**

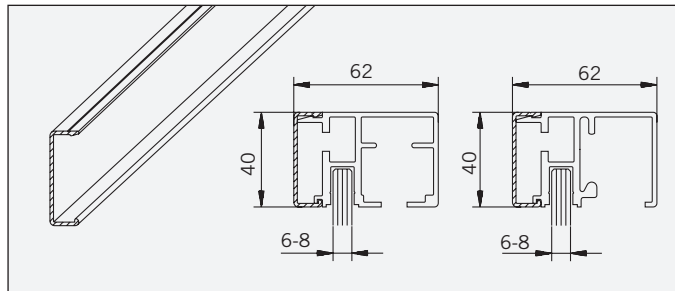
Slide frame profile for folding doors

**Weight: 1,367 kg/m**

**Art.-Nr. 04.0030**

Abdeckprofil, eckig, zur Abdeckung der Laufrahmenprofile 04.0010 und 04.0020

**Gewicht: 0,249 kg/m**



**Art.-No. 04.0030**

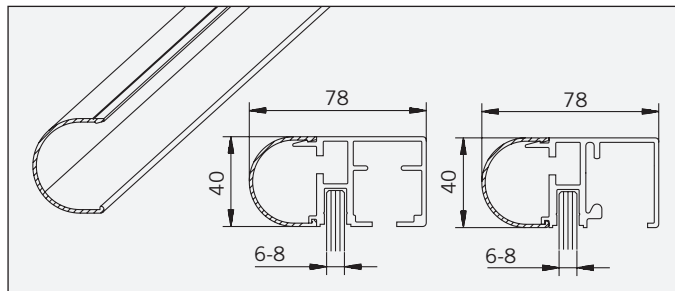
Cover profile, angular, to cover slide frame profiles 04.0010 and 04.0020

**Weight: 0,249 kg/m**

**Art.-Nr. 04.0040**

Abdeckprofil, rund, zur Abdeckung der Laufrahmenprofile 04.0010 und 04.0020

**Gewicht: 0,300 kg/m**



**Art.-No. 04.0040**

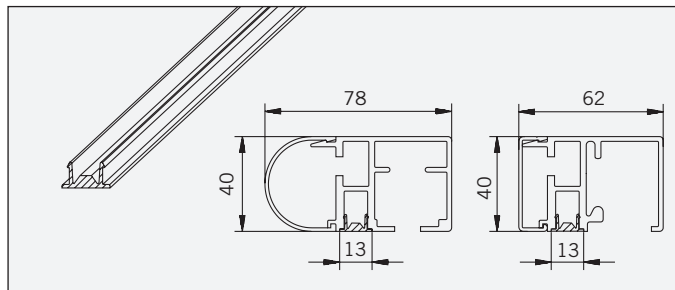
Cover profile, round, to cover slide frame profiles 04.0010 and 04.0020

**Weight: 0,300 kg/m**

**Art.-Nr. 04.0050**

Abdeckprofil, zum Einklippen in die Glasnut der Laufrahmenprofile 04.0010 und 04.0020 im Bereich der beweglichen Flügel.

**Gewicht: 0,125 kg/m**



**Art.-No. 04.0050**

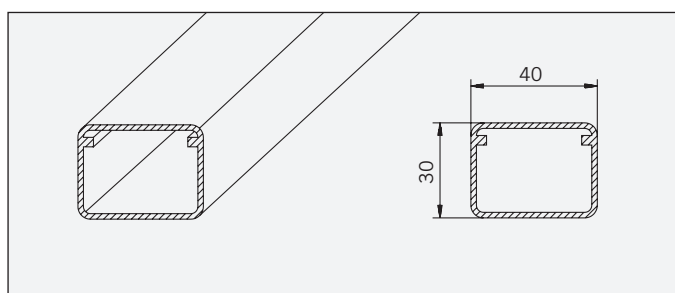
Cover profile, to clip into the glass retention groove of the slide frame profiles 04.0010 and 04.0020 in the area of the moving panels.

**Weight: 0,125 kg/m**

**Art.-Nr. 04.0090**

Oberes Rahmenprofil 30x40mm

**Gewicht: 0,638 kg/m**



**Art.-No. 04.0090**

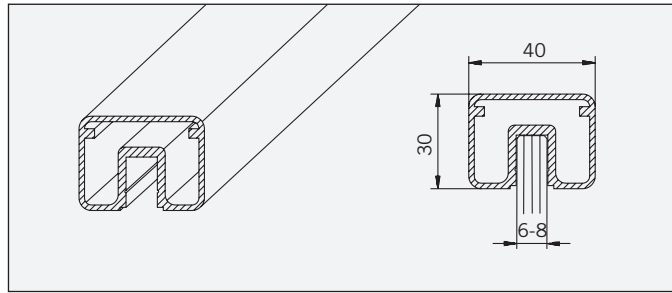
Top frame profile 30x40mm

**Weight: 0,638 kg/m**

**Art.-Nr. 04.0100**

Oberes Rahmenprofil 30x40 mm  
mit Glasaufnahme

**Gewicht: 0,937 kg/m**



**Art.-No. 04.0100**

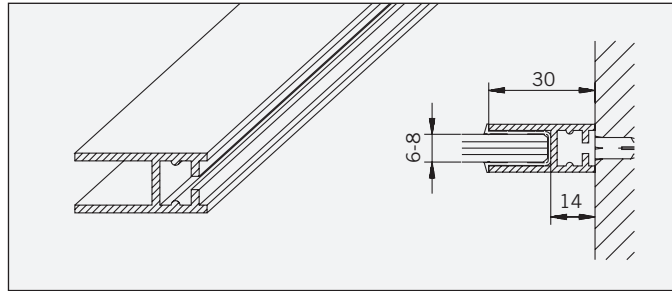
Top frame profile  
30x40mm with glass  
retention groove

**Weight: 0,937 kg/m**

**Art.-Nr. 04.0130**

Wandanschlußprofil,  
z.B. als seitlicher Rahmen.  
Lieferung komplett mit  
Befestigungsmaterial.

**Gewicht: 0,375 kg/m**



**Art.-No. 04.0130**

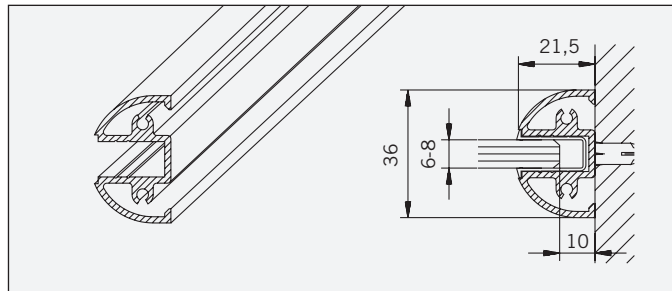
Wall connection profile, e. g. as  
lateral frame. Supplied complete  
with fastening material.

**Weight: 0,375 kg/m**

**Art.-Nr. 04.0140**

Wandanschlußprofil.  
Lieferung komplett mit  
Abdeckkappen und  
Befestigungsmaterial.

**Gewicht: 0,615 kg/m**



**Art.-No. 04.0140**

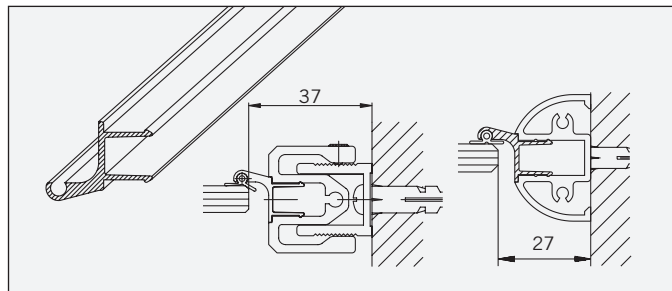
Wall connection profile supplied  
complete with cover cap and  
fastening material.

**Weight: 0,615 kg/m**

**Art.-Nr. 04.0150**

Seitliches Dichtprofil, zum  
Einklipsen in die Wand-  
anschlußprofile 04.0140 und  
04.0220 als Anschlag für  
Drehtüren.  
(Dichtung: 04.5200)

**Gewicht: 0,150 kg/m**



**Art.-No. 04.0150**

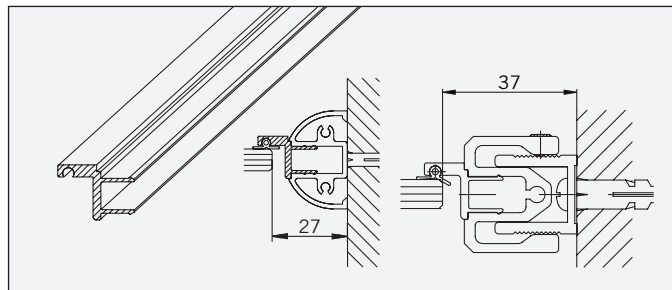
Side sealing profile, to clip into  
wall connection profiles 04.0140  
and 04.0220 as stop for swing  
doors.  
(Seal: 04.5200)

**Weight: 0,150 kg/m**

**Art.-Nr. 04.0151**

Seitliches Dichtprofil, eckig,  
zum Einklipsen in die Wand-  
anschlußprofile 04.0140 und  
04.0220 als Anschlag für  
Drehtüren.  
(Dichtung: 04.5200)

**Gewicht: 0,210 kg/m**



**Art.-No. 04.0151**

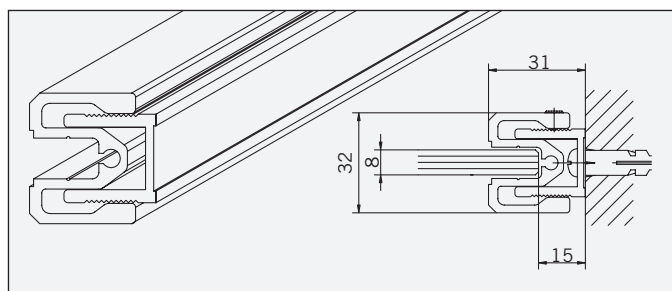
Side sealing profile, angular, to  
clip into wall connection profiles  
04.0140 and 04.0220 as stop for  
swing doors.  
(Seal: 04.5200)

**Weight: 0,210 kg/m**

**Art.-Nr. 04.0220**

Seitenteilaufnahme, verstellbar.  
Lieferung komplett mit  
Befestigungsmaterial.

**Gewicht: 1,743 kg/m**



**Art.-No. 04.0220**

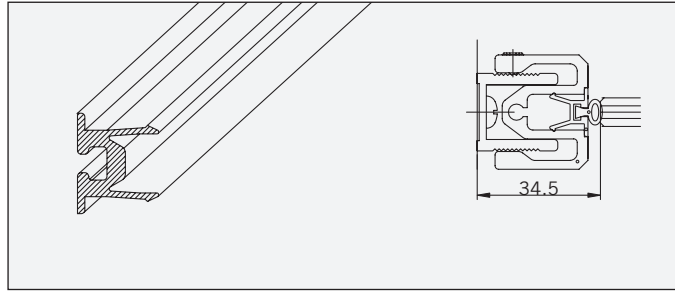
Side element holder, adjustable.  
Supplied complete with fastening  
material.

**Weight: 1,743 kg/m**

**Art.-Nr. 04.0230**

Abdeckprofil mit Dichtungsnut, zum Einklipsen in das Wandanschlußprofil 04.0220 als Abdichtung an der Bandseite. (Dichtung: 04.5210)

**Gewicht: 0,137 kg/m**



**Art.-No. 04.0230**

Cover profile with sealing groove to clip into wall connection profile 04.0220 to seal the hinge side.

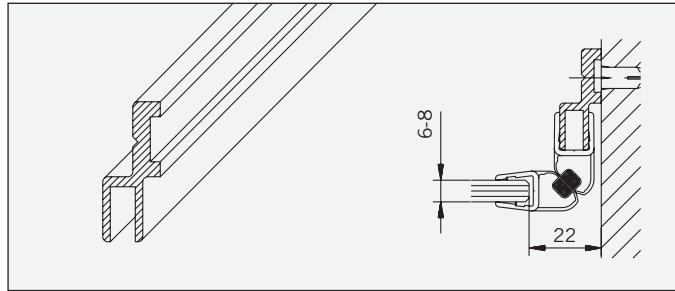
(Seal: 04.05210)

**Weight: 0,137 kg/m**

**Art.-Nr. 04.0250**

Magnetleistenträger. Lieferung komplett mit Befestigungsmaterial.

**Gewicht: 0,303 kg/m**



**Art.-No. 04.0250**

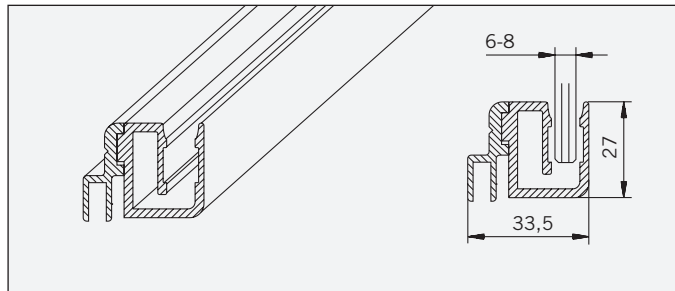
Magnetic support profile. Supplied complete with fastening material.

**Weight: 0,303 kg/m**

**Art.-Nr. 04.0252**

Kombination Badewannenaufsatzprofil 04.0270 und Magnetleistenträger 04.0250. Bitte HB-Maß und DIN-Richtung angeben.

**Gewicht: 0,867 kg/m**



**Art.-No. 04.0252**

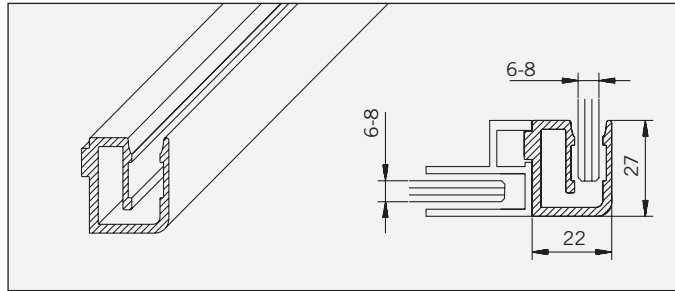
Combination of bathtub attachment profile 04.0270 and magnetic support profile 04.0250. Please mention HB measurement and DIN-version.

**Weight: 0,867 kg/m**

**Art.-Nr. 04.0270**

Badewannenaufsatzprofil, für 90°-Verbindungen von zwei Glaselementen.

**Gewicht: 0,544 kg/m**



**Art.-No. 04.0270**

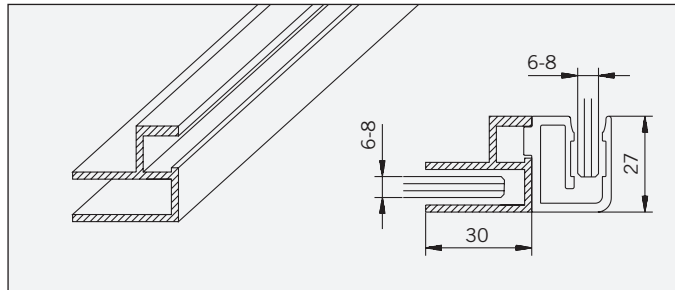
Bathtub attachment profile, for 90°-connections of two glass elements.

**Weight: 0,544 kg/m**

**Art.-Nr. 04.0280**

Zusatzprofil, verwendbar mit Badewannenaufsatzprofil 04.0270.

**Gewicht: 0,530 kg/m**



**Art.-No. 04.0280**

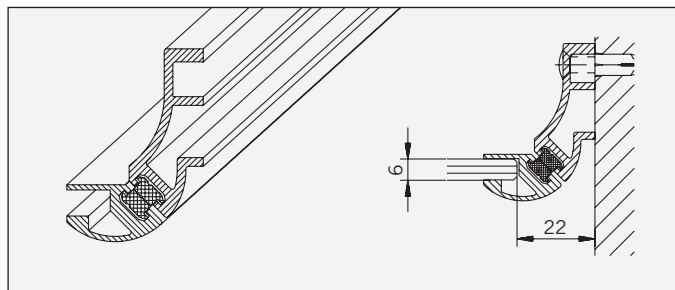
Extra profile, to be used with bathtub attachment profile 04.0270.

**Weight: 0,530 kg/m**

**Art.-Nr. 04.0310**

Magnetdichtung, komplett, Aluminium, für Türanschlag, z.B. in der Nische. Für 6mm Glas. Lieferung paarweise, mit Befestigungsmaterial.

**Gewicht: 0,858 kg/m**



**Art.-No. 04.0310**

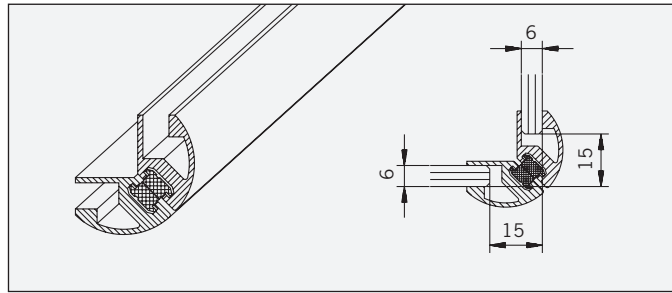
Magnetic seal, complete, aluminium, for door stop, e. g. in the recess. For 6mm glass. Supplied in pairs, with fastening material.

**Weight: 0,858 kg/m**

**Art.-Nr. 04.0320**

Magnetdichtung 90°, Aluminium.  
Für 6mm Glas.  
Lieferung paarweise.

**Gewicht: 0,651 kg/m**



**Art.-No. 04.0320**

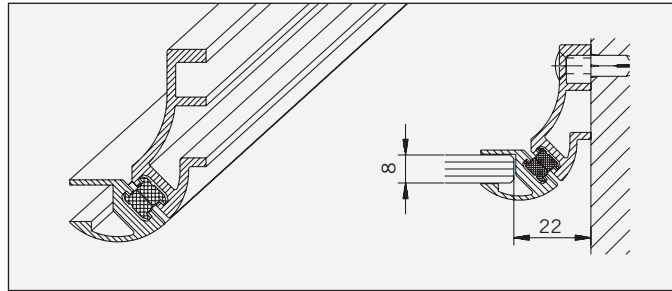
Magnetic seal 90°, aluminium.  
For 6mm glass.  
Supplied in pairs.

**Weight: 0,651 kg/m**

**Art.-Nr. 04.0330**

Magnetdichtung, komplett,  
Aluminium, für Türanschlag,  
z.B. in der Nische. Für 8mm  
Glas. Lieferung paarweise, mit  
Befestigungsmaterial.

**Gewicht: 0,888 kg/m**



**Art.-No. 04.0330**

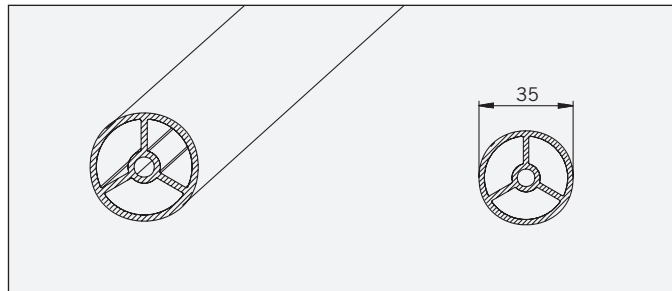
Magnetic seal, complete,  
aluminium, for door stop,  
e. g. in the recess. For 8mm  
glass. Supplied in pairs, with  
fastening material.

**Weight: 0,888 kg/m**

**Art.-Nr. 04.0333**

Verbindungselement

**Gewicht: 0,960 kg/m**



**Art.-No. 04.0333**

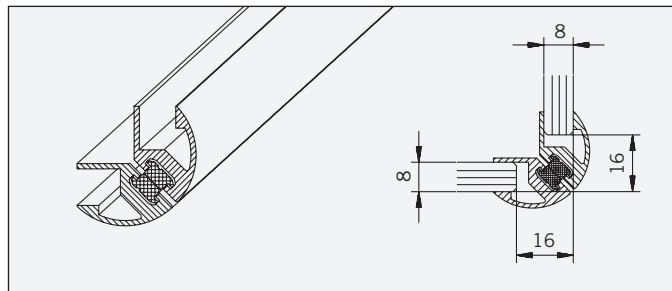
Connection profile

**Weight: 0,960 kg/m**

**Art.-Nr. 04.0340**

Magnetdichtung 90°,  
Aluminium. Für 8mm Glas.  
Lieferung paarweise.

**Gewicht: 0,710 kg/m**



**Art.-No. 04.0340**

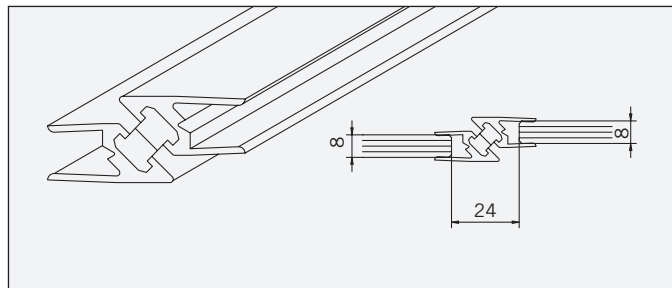
Magnetic seal 90°, aluminium.  
For 8mm glass.  
Supplied in pairs.

**Weight: 0,710 kg/m**

**Art.-Nr. 04.0350**

Magnetdichtung 180°,  
Aluminium, eckige Form.  
Lieferung paarweise.

**Gewicht: 0,540 kg/m**



**Art.-No. 04.0350**

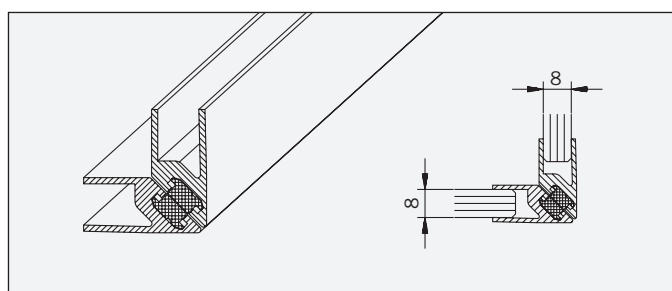
Magnetic seal 180°, aluminium,  
angular shape. Supplied in pairs.

**Weight: 0,540 kg/m**

**Art.-Nr. 04.0360**

Magnetdichtung 90°, Aluminium,  
eckige Form.  
Lieferung paarweise.

**Gewicht: 0,540 kg/m**



**Art.-No. 04.0360**

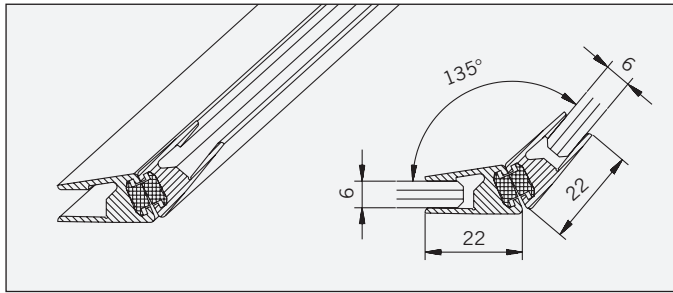
Magnetic seal 90°, aluminium,  
angular shape. Supplied in pairs.

**Weight: 0,540 kg/m**

**Art.-Nr. 04.0370**

Magnetdichtung 135°,  
Aluminium.  
Lieferung paarweise.

**Gewicht: 0,641 kg/m**



**Art.-No. 04.0370**

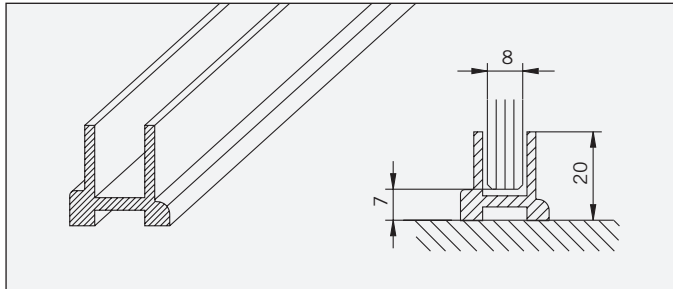
Magnetic seal 135°, aluminium.  
Supplied in pairs.

**Weight: 0,641 kg/m**

**Art.-Nr. 04.0390**

U-Profil, für unteren Abschluß  
für Seitenwand.

**Gewicht: 0,375 kg/m**



**Art.-No. 04.0390**

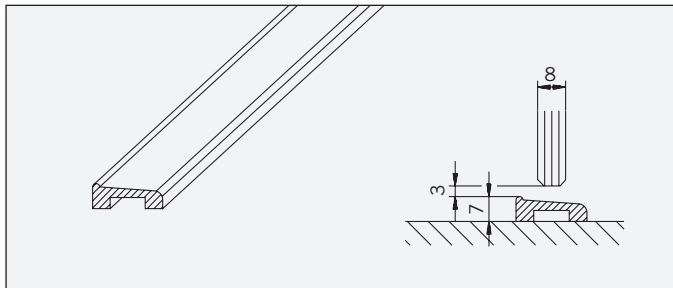
U-profile, for bottom flashing for  
side panels.

**Weight: 0,375 kg/m**

**Art.-Nr. 04.0400**

Dichtleiste, für zusätzliche  
Dichtung im Bereich der Tür.

**Gewicht: 0,214 kg/m**



**Art.-No. 04.0400**

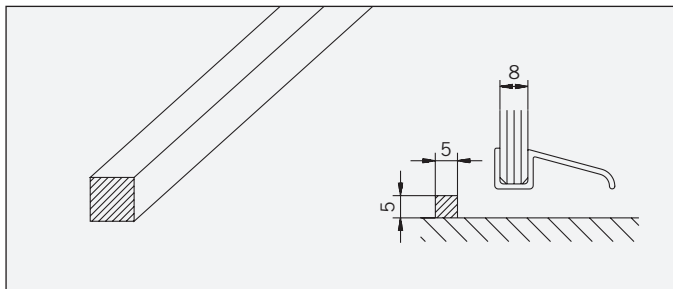
Sealing panel, for additional  
sealing in the door area.

**Weight: 0,214 kg/m**

**Art.-Nr. 04.0410**

Vierkantprofil 5x5mm.

**Gewicht: 0,068 kg/m**



**Art.-No. 04.0410**

Square profile 5x5mm.

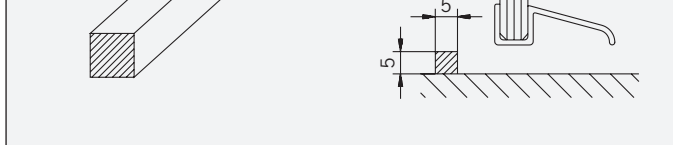
**Weight: 0,068 kg/m**

**Art.-Nr. 04.0416**

Vierkantprofil 8x5mm.

**Art.-Nr. 04.0417**

Vierkantprofil 8x8mm.



**Art.-No. 04.0416**

Square profile 8x5mm.

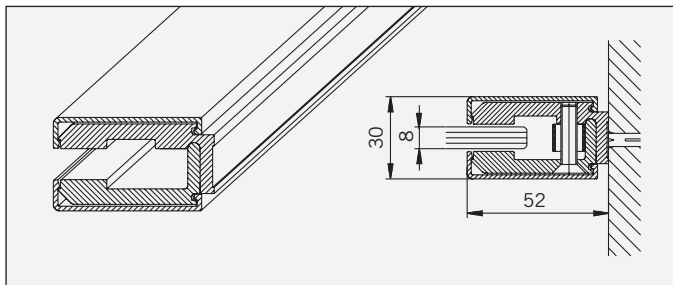
**Art.-No. 04.0417**

Square profile 8x8mm.

**Art.-Nr. 04.2410**

Klemmprofil mit zwei  
eckigen Abdeckprofilen.  
Lieferung komplett mit  
Befestigungsmaterial.

**Gewicht: 1,990 kg/m**



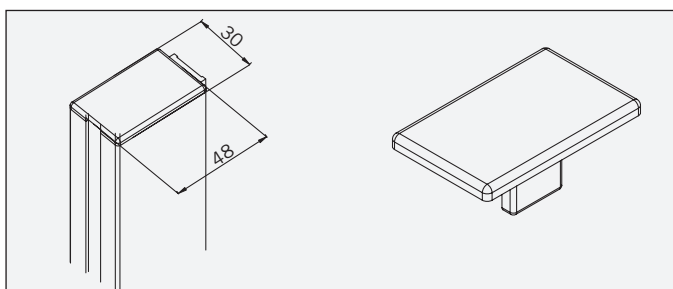
**Art.-No. 04.2410**

Clamp profile with two angular  
cover profiles. Supplied complete  
with fastening material.

**Weight: 1,990 kg/m**

**Art.-Nr. 05.2310**

Abdeckkappe für  
Klemmprofil 04.2410,  
Kunststoff



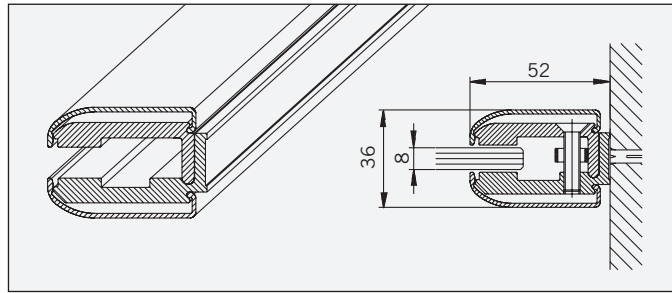
**Art.-No. 05.2310**

Cover cap for clamp profile  
04.2410, acrylic

**Art.-Nr. 04.2490**

Klemmprofil mit zwei abgerundeten Abdeckprofilen.  
Lieferung komplett mit Befestigungsmaterial.

**Gewicht: 1,990 kg/m**



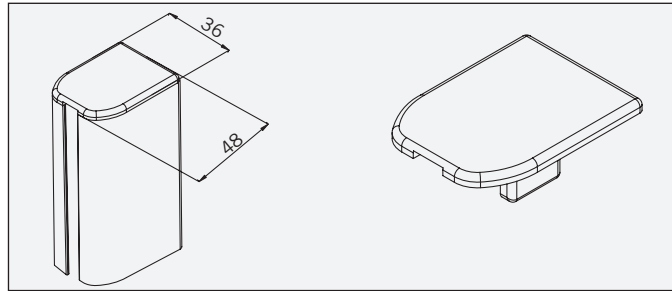
**Art.-No. 04.2490**

Clamp profile with two rounded cover profiles. Supplied complete with fastening material.

**Weight: 1,990 kg/m**

**Art.-Nr. 05.2309**

Abdeckkappe für  
Klemmprofil 04.2490,  
Kunststoff



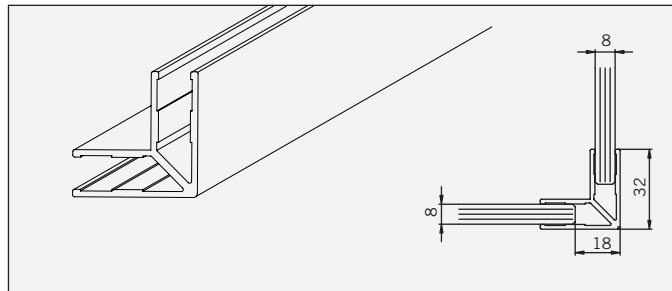
**Art.-No. 05.2309**

Cover cap for clamp profile  
04.2490, acrylic

**Art.-Nr. 04.2616**

Eckprofil 90°  
für 8mm Glas

**Gewicht: 0,75 kg/m**



**Art.-No. 04.2616**

Corner profile 90°  
for 8mm glass

**Weight: 0,75 kg/m**